

The
SPLASHBACK
collection





Laura Ashley Mr Jones
Charcoal Splashback
900x750mm

MAKE A SPLASH.

Designed to make a statement, The Splashback Collection adds an easy, contemporary, colourful backdrop to any kitchen or bathroom. Everything about the range is home grown; we're proud to say it's designed and hand finished in Great Britain, by our passionate and dedicated team.

Forget ordinary, make an impact. Embrace new backdrops of bold colours, bang-on trend marble or polished metallic tones. The Splashbacks provide an easy-peasy alternative to tiles or paint and the toughened glass they're made from ensures they can withstand heat and everyday knocks.

They're straightforward to fit too - we provide all splashbacks with super strong, self adhesive backing.

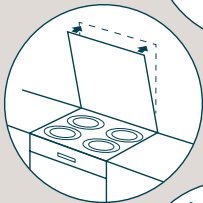
You just need to peel, stick and seal.

INSTALLATION. IT'S AS EASY AS...

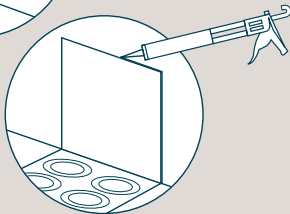
1 Peel off the film



2 Stick on wall



3 Seal around edges



Laura Ashley Lisette
Flint Splashback
900x750mm




Full application instructions included with Splashback purchase.



Copper
Splashback
600x750mm

POLISHED METALLIC TONES.



BOLD REFLECTIVE COLOURS.



WE KNOW ONE SIZE DOESN'T FIT ALL.

WE MAKE
SPLASHBACKS
TO FIT ALL KINDS
OF SPACES.

600 x 750mm

900 x 750mm

Sample size
100 x 100mm

All splashbacks are 6mm deep.



EXCLUSIVE

LAURA ASHLEY

SPLASHBACK COLLECTION

The Laura Ashley Splashback Collection provides a beautiful yet easy to install glass solution designed to complement Laura Ashley Kitchens and coordinate with the Laura Ashley tile and paint portfolio.

Laura Ashley
Charcoal
900x750mm

LAURA ASHLEY

Charcoal

Copper

Eau de Nil

Mineral Grey

EXCLUSIVE



Laura Ashley
Oriental Garden
Pale Biscuit Splashback
900x750mm

LAURA ASHLEY

ORIENTAL GARDEN



Pale Biscuit



Charcoal

MR JONES



Dove Grey



Charcoal

WICKER




Dove Grey



Charcoal

LISETTE



White



Flint

ALL THE INFO YOU NEED TO KNOW

Glass Splashbacks will look beautiful for a lifetime, providing they are properly installed and are given some TLC from time to time.

Splashbacks should be bought to fit your space – they can't be cut to size. *Please don't try!*

They can only be used on internal walls and the surface must be flat. Our tiling experts would recommend that they are applied onto plasterboard, plaster or other porous surfaces, rather than non-porous surfaces.


All of our splashbacks are made from toughened glass, but as with all glass products, the surfaces of all the splashbacks may scratch so please be really careful during application and cleaning, and always ensure they are a minimum of 110mm from a heat source.



Rose Gold
Splashback
600x750mm

You shouldn't use any harsh, abrasive chemicals to clean the glass – warm, soapy water and a soft cloth will do just fine.

For further information, or any general enquiries, please contact us on 0800 978 878 5 or email enquiries@splashback.co.uk



For further information,

Call us on: 0800 978 878 5

Enquiries : enquiries@splashback.co.uk

